

# 4

# At the farm

How can I make a toy farm?

I will learn farm words.

**1** Look at the picture.  
What can you see?

**2** Stick the farm animals  
on the picture.

**3** Listen, point, and repeat.

**4** Listen and say.



# SONG TIME

5 Listen and point. Then sing along and dance.



6 Look and say.





# Story lab

ENJOYING A STORY

*I will listen to a story about a fox.*

**1** Listen to the story.

## The red fox



**2** Help the fox find its cubs. Look and say.







**3**  Make marbled eggs. Describe your eggs.

**4**  Act out in groups. Use your eggs.



# Sound lab


A AND F


I will learn the  
a and f sounds.


**1**  Listen, point, and repeat.





**2**  Listen, point, and repeat. Follow the maze and say.



**3**  Say the numbers. Circle the numbers that start with f.



**4**  Make letters using natural materials. Say the sound.





# Experiment lab


SCIENCE: FOOD FROM ANIMALS

I will learn about food from animals.

1 Listen and follow.



Watch a video about bees.



2 Number in order.

CODE CRACKER



3 Make a collage about where food comes from.

## EXPERIMENT TIME

How can I make butter?



# Shut the gate!

COMMUNICATION

I will give instructions.

**1** Circle five differences and say.

CODE CRACKER



1



2



**2** Watch and write the number.  
Then say and match to a picture in 1.

MATH  
ZONE






## Values

Take care of animals.

3



Watch again. Draw 😊 or ☹️.



4



Listen and play *Teddy* says.



5



Make and play *Shut the gate*.





# PROJECT AND REVIEW

Make a toy farm

## Step 1

### Research



Research farm animals.



What animals can you see at a farm?



## Step 2

### Plan



Decide where the animals live.



Where do the animals live?



## Step 3

### Create




Make your toy farm.



What materials can I use?



Find out about  
baby animals.



## Step 4

### Show and tell



Talk about your toy farm.



### Now I can ...

... use farm words.

... talk about  
farm animals.

... give  
instructions.



# 2 Checkpoint

UNITS 3 AND 4

**1**  Point and say. Then draw four pictures from Units 3 and 4.



**2**  Listen and play *Four in a row*.






**3**  Play *Look and find* with your partner.


# Culture 2

## ANIMALS IN MUSIC

**1**   Listen and guess the animals.

**2**  Listen and point.



**3**  Make your own chicken in a cup musical instrument. Play *What's that music?*



### My Culture

Find out about music and animals in your country.

**4**  Describe the music to your partner.

