

Observation Template

Line Master 1

Name: _____

Date: _____

What images and symbols do you see?	What information do you get?

Graphing Mat (2 columns)

Line Master 2

Name: _____ Date: _____

--

--

Graphing Mat (3 columns)

Line Master 3

Name: _____ Date: _____

--	--	--

Graphing Mat (6 columns)

Line Master 4

Name: _____ Date: _____

--	--	--	--	--	--

Telling a Story

Line Master 5 (1 of 3)

Name: _____ Date: _____

My story is about

Beginning



Telling a Story

Line Master 5 (2 of 3)

Name: _____ Date: _____

Middle




Telling a Story

Line Master 5 (3 of 3)

Name: _____ Date: _____

End



Story Map

Line Master 6

Name: _____ Date: _____

Title: _____

Characters:

Setting:

Beginning:



Middle:



End:

Reflection Template 1

Line Master 7

Name: _____ Date: _____

We've been learning about...

Three things I learned:

Two things that interested me:

One question I still have:

Reflection Template 2

Line Master 8

Name: _____ Date: _____

I was learning about...

What I know is...

What I am still not sure about is...

What I would like to know about is...

What I liked learning about the most was...

How Do Things Move?

Line Master 9

Name: _____

Date: _____

Object	What made it move?	How does it move?

I learned _____

I wonder _____

Our Ramp Recording Sheet

Line Master 10

Name: _____

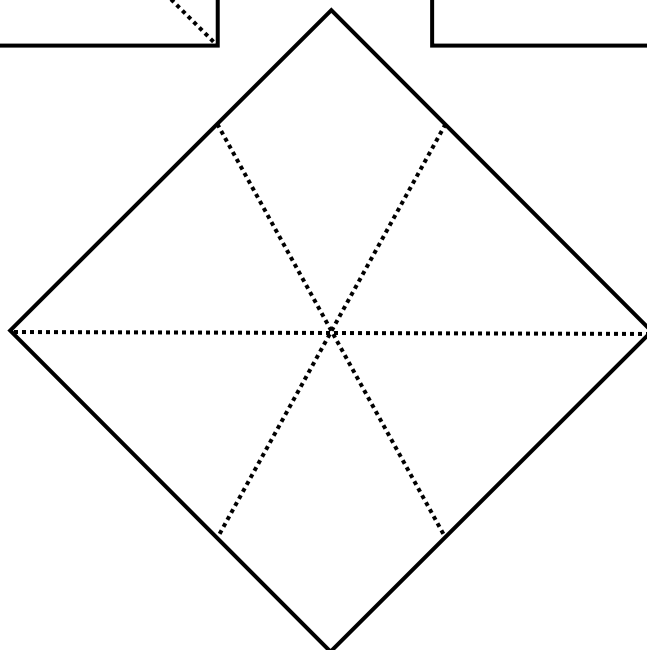
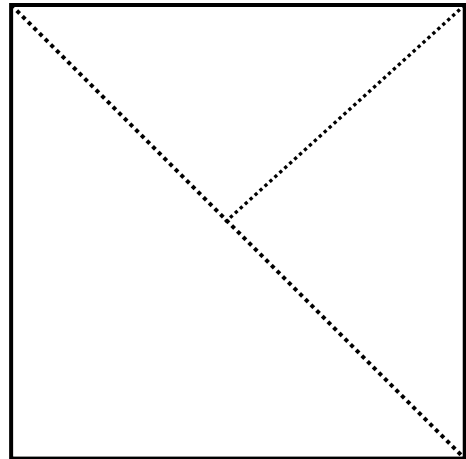
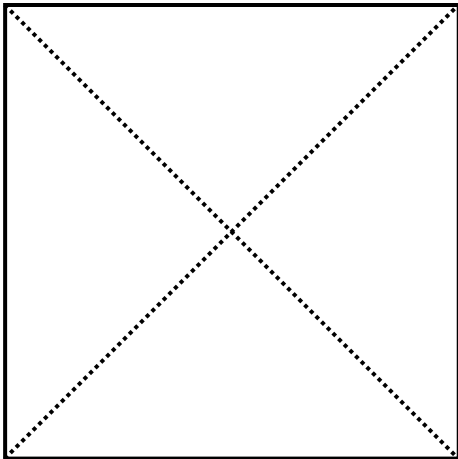
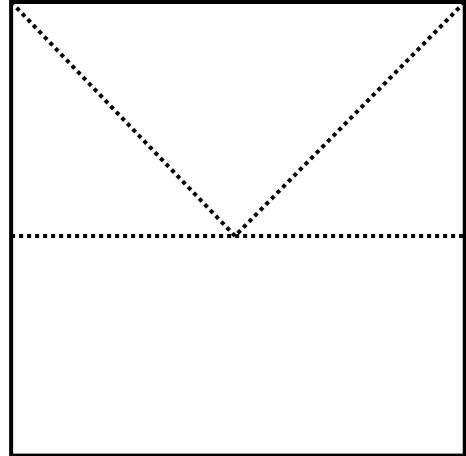
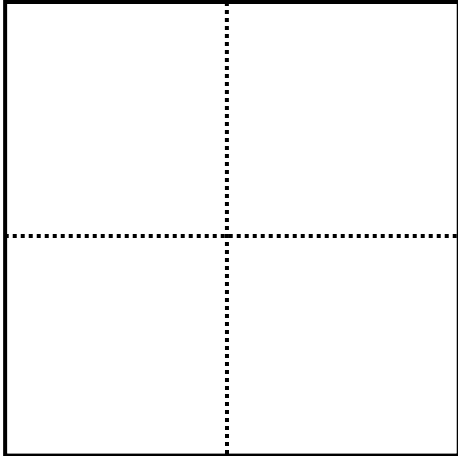
Date: _____

Test Number	Ramp Length	Ramp Height	Ramp Surface	Object We Used	Distance

Different Shapes

Line Master 11

Name: _____ Date: _____



Grid Paper

Line Master 12

Name: _____ Date: _____

Testing My Boat Designs

Line Master 13

Name: _____

Date: _____

Draw your boat.	How many pennies do you think it will hold?	How many pennies does it hold?

Which design held the most pennies? _____

What features do you think help boats carry lots of pennies? _____

A Day in the Life

Line Master 14

Name: _____ Date: _____

Before School

I wake up at _____.

This is what I do before school:

At School

School starts at _____.

This is what I do at school:

After School

I get home at _____.

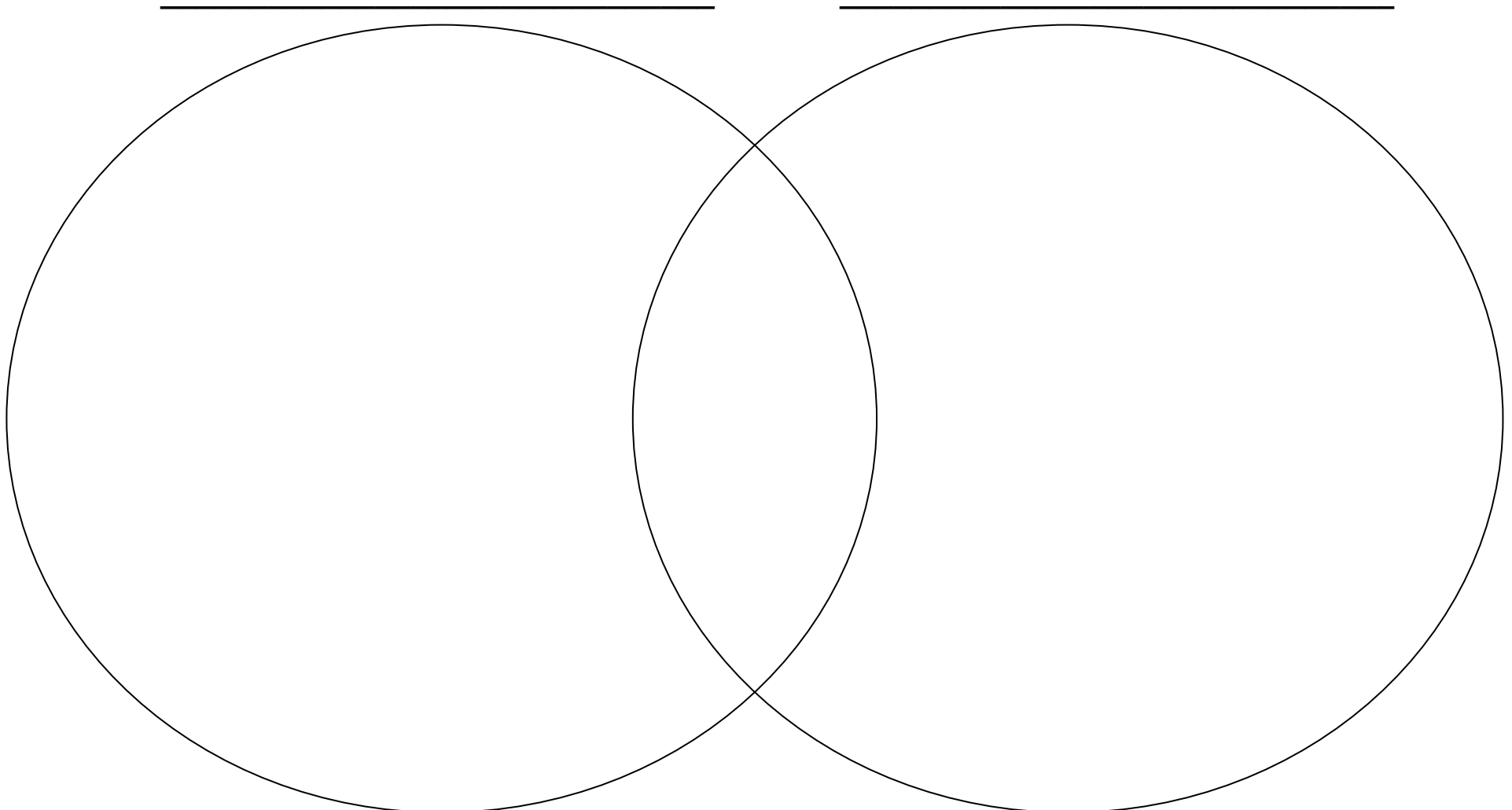
This is what I do after school:

Venn Diagram

Line Master 15

Name: _____

Date: _____



Living Around the World

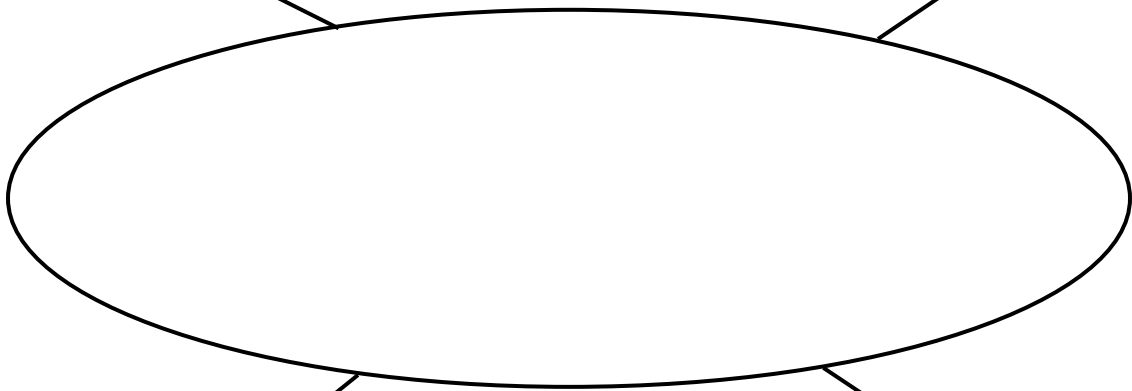
Line Master 16

Name: _____ Date: _____

ME, living in _____

_____, **living in**

ALIKE



DIFFERENT

My Interview

Line Master 17

Name: _____ Date: _____

My interview with _____

Question: _____

Answer: _____

Question: _____

Answer: _____

Question: _____

Answer: _____

Field Notes

Line Master 19

Name: _____ Date: _____

The animal I am observing is _____

Observations: _____

My Unique Animal

Line Master 20

Name: _____ Date: _____

Think about what your animal looks like and how it behaves. Remember that the way it behaves often connects to the way it looks.

Circle the answer below. You can add something if your answer is "other."

1. What covering does your animal have?

fur feathers scales other

2. What special features does your animal have?

claws hooves antlers sharp teeth beak other

3. What colouring does your animal have?

one colour several colours changes colours other

4. What pattern does your animal have?

stripes spots colour pattern no pattern other

5. Where does your animal live?

rainforest desert forest tundra meadow
lake ocean savannah other

6. What does your animal eat?

plants animals plants **and** animals other

Animal Hall of Fame

Line Master 21

Name: _____ Date: _____

My Hall of Fame animal is _____

My animal is interesting because _____

My animal is important because _____

I am presenting it to the Hall of Fame because _____
