

My Adopted Space

Line Master 1

Name: _____ Date: _____

My _____

What it looks like:

Notes:

Let's Reflect: Change

Line Master 2

Name: _____ Date: _____

Change is...

One thing I know about change is...

One thing I still want to know about change is...

Reflection Template 1

Line Master 3

Name: _____ Date: _____

We've been learning about...

Three things I learned:

Two things that interested me:

One question I still have:

Reflection Template 2

Line Master 4

Name: _____ Date: _____

I was learning about...

What I know is...

What I am still not sure about is...




































What I would like to know about is...

What I liked learning about the most was...

What the Moon Looks Like Today

Line Master 5

Name: _____ Date: _____

SUNDAY	MONDAY	TUESDAY	WEDNESDAY	THURSDAY	FRIDAY	SATURDAY
						
						
						
						
						

My Counting Book Plan

Line Master 6

Name: _____ Date: _____

My pattern will _____ increase _____ decrease

My counting pattern is _____

My starting number is _____

My counting book will count _____

Here are the numbers that will be in my counting book:

1	2	3	4	5	6	7	8	9	10
11	12	13	14	15	16	17	18	19	20
21	22	23	24	25	26	27	28	29	30
31	32	33	34	35	36	37	38	39	40
41	42	43	44	45	46	47	48	49	50
51	52	53	54	55	56	57	58	59	60
61	62	63	64	65	66	67	68	69	70
71	72	73	74	75	76	77	78	79	80
81	82	83	84	85	86	87	88	89	90
91	92	93	94	95	96	97	98	99	100

Hundred Chart

Line Master 7

Name: _____ Date: _____

1	2	3	4	5	6	7	8	9	10
11	12	13	14	15	16	17	18	19	20
21	22	23	24	25	26	27	28	29	30
31	32	33	34	35	36	37	38	39	40
41	42	43	44	45	46	47	48	49	50
51	52	53	54	55	56	57	58	59	60
61	62	63	64	65	66	67	68	69	70
71	72	73	74	75	76	77	78	79	80
81	82	83	84	85	86	87	88	89	90
91	92	93	94	95	96	97	98	99	100

My Number Creature

Name: _____ Date: _____

This is my number creature. Its name is _____

My problem is...

This hundred chart shows the solution:

1	2	3	4	5	6	7	8	9	10
11	12	13	14	15	16	17	18	19	20
21	22	23	24	25	26	27	28	29	30
31	32	33	34	35	36	37	38	39	40
41	42	43	44	45	46	47	48	49	50
51	52	53	54	55	56	57	58	59	60
61	62	63	64	65	66	67	68	69	70
71	72	73	74	75	76	77	78	79	80
81	82	83	84	85	86	87	88	89	90
91	92	93	94	95	96	97	98	99	100

My Add-More Story

Line Master 9

Name: _____ Date: _____

My container is a _____

I am adding _____ more each time.

Here is what happens:

In	Out

Graphing Mat (2 columns)

Line Master 10

Name: _____ Date: _____

--

--

Graphing Mat (3 columns)

Line Master 11

Name: _____ Date: _____

--	--	--

Graphing Mat (6 columns)

Line Master 12

Name: _____ Date: _____

--	--	--	--	--	--

Be a Detective!

Line Master 13


Name: _____ Date: _____



All About Artifacts

Line Master 14

Name: _____ Date: _____




My comment or question about it is...

My Artifact

Line Master 15

Name: _____ Date: _____

This is my artifact:



I found it...

It is important because...

My question about it is...

Let's Ask Questions

Line Master 16

Name: _____ Date: _____

The person I want to interview is...

My questions are...

1. _____

2. _____

3. _____

Letter Template

Line Master 17

(Date)

(Opening)

(Body of letter)

(Closing)

(Name of sender)


Telling a Story

Line Master 18 (1 of 3)

Name: _____ Date: _____

My story is about

Beginning






Telling a Story

Line Master 18 (2 of 3)

Name: _____ Date: _____

Middle










Telling a Story

Line Master 18 (3 of 3)

Name: _____ Date: _____

End






My Story Map 1

Line Master 20

Name: _____ Date: _____







My Story Map 2

Line Master 21

Name: _____ Date: _____

--	--	--	--

My Know-Wonder-Learn Chart

Line Master 22

Name: _____

Date: _____

My Know-Wonder-Learn chart is about _____

I Know	I Wonder	I Learned

Before I Read–After I Read Chart

Line Master 23

Name: _____

Date: _____

My topic is _____

Before I Read		After I Read	
This is what I think I know	These are my questions	This is what I learned	These are the questions I have now


Poster Planner

Line Master 24 (1 of 2)

Name: _____ Date: _____

My topic is _____

This picture gives the information I want to share:




This text gives the information I want to share:

Poster Planner

Line Master 24 (2 of 2)

Name: _____ Date: _____

This is a sketch of my poster:



Observing Plants

Line Master 25

Name: _____ Date: _____

Name of plant: _____

What it looks like:

My observations:

Name: _____ Date: _____

<p>Date: _____</p> <p>I see _____</p> <p>_____</p> <p>_____</p>	<p>This is how it looks:</p>
---	------------------------------

<p>Date: _____</p> <p>I see _____</p> <p>_____</p> <p>_____</p>	<p>This is how it looks:</p>
---	------------------------------

<p>Date: _____</p> <p>I see _____</p> <p>_____</p> <p>_____</p>	<p>This is how it looks:</p>
---	------------------------------

My Potato

Line Master 27

Name: _____ Date: _____

What it looks like:

Notes: