



# English Code 1

Grammar Book





# Contents

## Welcome!

Imperatives | Simple Present: *to be* p. 3

## 1 Let's play!

Simple Present: *it's a/an* | Article + adjective + noun p. 6

## 2 Art Club!

*There is/are* | *How many ...?* p. 10

## 3 Families

Possessive pronouns | *Who ...?* p. 14

## 4 Puppet show!

Simple Present: *to have* | *to be* + adjective p. 18

## 5 The perfect pet

*Can* for ability (*I/you/he/she/it*) | *Can* for ability (*we/they*) p. 22

## 6 Fruit bowl!

Simple Present: *to like* (*I/you/we/they*) | *to like* (*he/she/it*) p. 26

## 7 Let's get active

Simple Present verbs (*I/you/we/they*) | Simple Present verbs (*he/she*) p. 30

## 8 Let's dress up

Prepositions of place: *in/on/under* | *Where is/are ...?* p. 34

**Extra Grammar 1** Indefinite article *a/an* p. 38

**Extra Grammar 2** *How old is/are ...?* p. 39

**Extra Grammar 3** Demonstratives: *This/That/These/Those* p. 40

**Extra Grammar 4** Object pronouns p. 42

**Grammar Reference** p. 44

# Welcome!

## 1 Watch. Underline the three names.

**Alexander:** Hello! I'm Alexander.

**Sara:** Hello! I'm Sara!

**Alexander:** This is Polly. Say "Hello" Polly.

**Polly:** Hello, Polly!



## 2 Watch again. Check for Polly.

1 Say "Hello."

☐

2 Open the door.

☐

3 Sit down.

☐

## 3 Read and match the opposites.

### CODE CRACKER

- 1 Sit down. ●
- 2 Open your book. ●
- 3 Pick up your pencil. ●

- a Close your book.
- b Put down your pencil.
- c Stand up.

# Language lab 1

OPEN YOUR BOOK

*I will learn how to follow instructions in English.*

## 1 Read and chant. Circle two actions.

Good morning, class.  
Open your books.  
It's time to learn.  
Read. Listen. Write!  
Read. Listen. Write!  
It's time to learn.

Goodbye, class.  
Close your books.  
It's time to go home.  
Close your books.  
Close your books.  
It's time to go home.



## 2 Read again. Underline *read* in blue. Underline *open* in red.

## 3 Read and match.

Open your books.

Read.

Close your books.

Write.

1 Listen. ●



2 Write. ●



3 Read. ●



## 4 Play *Teddy Says* with a partner. Say and act.

Close your book. Listen. Open your book. Read. Sit down. Write.

# Language lab 2

I'M / SHE'S ...

*I will learn how to introduce myself.*

## 1 Read and chant. Complete the sentence below.

Hi, I'm Jack. Nice to meet you.  
What's your name? Are you new?  
My name is Anna. It's great to meet you.  
Hi, Anna. Welcome to our school.

She's Maria. She's at our school, too.  
Hi, Anna. It's nice to meet you.  
I'm eight. How old are you?  
That's funny, Jack, I'm eight, too!

Jack is \_\_\_\_\_ .



## 2 Read again. Circle **is** and **'s**.

What's your name?      How old **are** you?  
I'm Jack.      I'm eight.  
She's Maria. / He's Jack.      She's eight. / He's eight.  
This is Polly.

## 3 Read and complete.

are   is   She's   your

- 1 This \_\_\_\_\_ Polly.
- 2 How old \_\_\_\_\_ you?
- 3 What's \_\_\_\_\_ name?
- 4 This is Sara. \_\_\_\_\_ eight.

## 4 Introduce yourself to a partner.

Hi! I'm Ben! How old are you?

Hi! I'm Lily! I'm seven.



# 1

# Let's play!




**1**  Watch. Check ☒ the toys below.

airplane ☐ boat ☐ building blocks ☐  
doll ☐ octopus ☐ train ☐



**2** Read and complete. Then match.

It's this What's

- 1 Alexander: What's this?  
Sara: I know! \_\_\_\_\_ a train.  
Alexander: Yes! 
- 2 Alexander: \_\_\_\_\_ this?  
Sara: It's an octopus!  
Alexander: Yes! 
- 3 Alexander: What's \_\_\_\_\_ ?  
Sara: It's a boat.  
Alexander: Yes! 

**a**



**b**



**c**



**3** Look and draw. Then say.

**CODE CRACKER** 

1



2



3






It's an airplane!

It's a ball!

It's a teddy bear!



# Language lab 1

IT'S A / AN ...

I will name toy words using  
*It's a / It's an.*

**1** Read and look. What toys can you see?

\_\_\_\_\_

## Terrific Toys

Come and see our fantastic toys!  
Boats! Dolls! Teddy bears! Toys for everyone!



It's an airplane.  
It's yellow.



It's a teddy bear.  
It's brown.



It's a doll.  
It's big.



It's a boat.  
It's small.

**2** Read again. Underline **it's** in the text.

What's this?

It's a doll.

It's an airplane.

What is  
= **What's**  
It is  
= **It's**

**3** Read and complete.

doll It's this What's

1 \_\_\_\_\_ a boat.

2 What's \_\_\_\_\_ ?

3 It's a \_\_\_\_\_ .

4 \_\_\_\_\_ this?

**4** Look at the toys in your book. Point to them.  
Ask and answer with a partner.

What's this?

It's an airplane.

# Language lab 2

IT'S A BIG / SMALL ...

*I will describe toys.*

## 1 Read and match.


1 It's a blue boat. ●



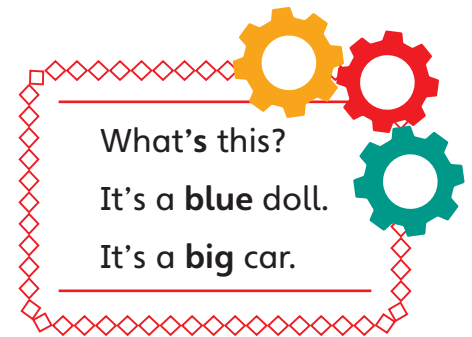
2 It's a black ball. ●



3 It's a black and white panda. ●



4 It's a blue bus. ●



## 2 Read the sentences. Underline the words which describe things.

1 It's a big car.

2 It's a small building block.

3 It's a red doll.

4 It's a green train.

## 3 Look and write. Use **It's**.



1 It's an orange car.

2 \_\_\_\_\_ .

3 \_\_\_\_\_ .

4 \_\_\_\_\_ .



# Language lab 1 and 2

**1** Choose a word from each box and draw on paper. Let a partner guess.

big blue  
pink red  
small yellow

airplane building blocks  
car doll teddy bear  
train

It's a yellow train.

No, sorry! It's a red car.

**2** Think about your favorite toy. Tell a partner.



What's this, John?

It's my favorite toy. It's a toy train.  
It's green. It's a green toy train.



**3** Write about the toy.

## My favorite toy



---

---

---

---

---

---