

Hands Are Not for Hitting



free spirit
PUBLISHING®

By Martine Agassi
Illustrated by Mariëka Heinlen

Hands come in all shapes,
colors, and sizes.



Hands can do lots of things.
Can you wave yours?





Hands are not for hitting.
What are hands for?

Saying hello



Drawing





Playing






the itsy-bitsy spider...

Building







Hands are not for hitting.
What are hands for?

Eating and drinking



Dressing







and
undressing




Keeping safe





Taking care





brusha brusha brusha...

Hands are not for hitting.
What are hands for?

Helping



Hugging



Waving



Good-bye!



A Word to Parents and Caregivers

Toddlers want to touch and pick up just about anything they can reach (and most things they can't!). Toddlers start to gain a sense of self as they discover many of the powerful things their hands can do—throw balls, pour juice, open containers, play with new toys, “read” books, and more. Learning new things is exciting, but it can also be frustrating when their little hands can't do everything they want. When toddlers get angry and frustrated, they're quick to learn another powerful thing their hands can do: hit.

The majority of toddlers will go through a phase where they hit. We can teach them that feeling angry is okay, but hitting is not. Most often, toddlers hit when they feel strong emotions that they have trouble expressing through words. Watch for signs that a child may be angry, frustrated, tired, cranky, or distressed and encourage using words to express emotions as a step to avoid hitting. You can help toddlers learn to name their feelings. Try, “I can see that you're angry. Your friend tore your book and that makes you mad.” Or, “Uh-oh! Your book is torn. Are you angry about that?” Help the toddler resolve the situation that caused the anger or frustration. Remind him or her, “No matter how mad we get, it's never okay to hit. Hitting hurts.” Then help the child to redirect the anger in a safe way.

Suggestions for redirecting frustrated energy

Do a mad dance. Stomp feet, flap hands, do kicks or punches in the air. You can set your dance to music by making strange sounds or words. A mad dance can become a ritual to vent anger, reinforcing the message that it's okay to be angry and to let the anger out in a safe way. It can also help distract a toddler from anger—once you start dancing together, the mood may turn silly and fun.

Breathe and blow! Together, close your eyes and take deep breaths, telling the child to suck in as much air as possible and then blow it out as if blowing out the candles on a birthday cake.

Play “Superhands.” Talk about the good, helpful things that Superhands can do. Superhands can fly to the rescue and save the day by putting away toys, feeding a pet, or giving a high five or a hug to someone who needs a smile.

Clap. A popular tool in preschools and childcare settings to get children’s attention is to clap the chant “1-2-3, eyes on me.” Children stop what they’re doing and join in the chant.

Quick tips for reducing anger

- Squish dough or clay
- Dig in the sand
- Draw a mad picture, then rip it up
- Do jumping jacks or jump up and down
- Yell into a pillow

Intervening when a toddler hits

In most cases, focus first on the child who has been hit. If necessary, gently but firmly separate the children so the child who hit will not do it again, saying, “Hands are not for hitting. Hitting hurts.” Ask the child who hit to apologize to the other child. Help both children resolve the situation that led to the hitting. It’s not appropriate to slap or spank a child as a consequence of hitting—doing this will hurt and confuse the child.

Keep in mind that toddlers are just beginning to learn socially acceptable behavior. Teaching and redirecting is a process you may need to repeat over and over. Reinforcing the ideas in *Hands Are Not for Hitting* can help children begin to safely handle anger and frustration and to discover the many fun and useful things they can do with their hands.



Dr. Toy's 10 Best Socially Responsible Products Selection
• Dr. Toy's 100 Best Selection • Oppenheim Toy Portfolio
Special Needs Award • Oppenheim Toy Portfolio Platinum
Award • The National Parenting Center Seal of Approval

Hands Are Not for Hitting

It's never too early to learn about the many good things hands can do. Simple words and charming pictures invite even the youngest children to use their hands for fun and caring actions and to understand that hitting is never okay. Includes helpful tips for parents and caregivers.

"Hands Are Not for Hitting" is the registered trademark of Violence Free Minnesota, and is used with permission.

Text copyright © 2002, 2006 by Martine Agassi, Ph.D. • Illustrations copyright © 2002, 2006 by Marieka Heinlen. All rights reserved.

Library of Congress Cataloging-in-Publication Data

Agassi, Martine, 1966-

Hands are not for hitting / Martine Agassi, Marieka Heinlen.—2006 ed.
 p. cm.—(Best behavior series)

ISBN-13: 978-1-57542-200-8

ISBN-10: 1-57542-200-X

1. School violence—Prevention—Juvenile literature. 2. Anger—Juvenile literature. 3. Hand—Juvenile literature. 4. Early childhood education—Activity programs—Juvenile literature. I. Heinlen, Marieka. II. Title. III. Series.

LB3013.3.A332 2006



371.7'82—dc22

2005025478

ISBN 978-1-57542-200-8



Free Spirit's award-winning Best Behavior® series:



free spirit
PUBLISHING®

freespirit.com



**Helping kids
help themselves®
since 1983**

ISBN 978-1-57542-200-8

