


TIME
FOR KIDS

A Visit to a
Car Factory

D. M. Rice

TIME
FOR KIDS

A Visit to a
Car Factory



D. M. Rice

Consultant

Timothy Rasinski, Ph.D.
Kent State University

Publishing Credits

Dona Herweck Rice, *Editor-in-Chief*
Robin Erickson, *Production Director*
Lee Aucoin, *Creative Director*
Conni Medina, M.A.Ed., *Editorial Director*
Jamey Acosta, *Editor*
Stephanie Reid, *Photo Editor*
Rachelle Cracchiolo, M.S.Ed., *Publisher*

Image Credits

Cover & p.1 Plus Pix/Photolibary; p.4 Monkey Business Images/Dreamstime; p.5 top: Robyn Mackenzie/Shutterstock; p.5 bottom: Darren Brode/Shutterstock; p.6 Chad Ehlers/Superstock; p.7 top: Rainer Plendl/Shutterstock; p.7 bottom: MCT/Newscom; p.8 Dmitry Kalinovsky/Shutterstock; p.9 top: Niko Guido/iStockphoto; p.9 bottom: Javier Larrea/Photolibary; p.10 top: margita/Shutterstock; p.10 bottom: 3DDock/Shutterstock; p.11 MarFot/Shutterstock; p.12 Maros Markovic/Dreamstime; p.13 top: MORVAN/SIPA/Newscom; p.13 bottom left: Gregory Gerber/Shutterstock; p.13 bottom right: Fanfo/Shutterstock; p.14 top: WithGod/Shutterstock; p.14 bottom: Luminis/Shutterstock; p.15 Rainer Plendl/Shutterstock; p.16 Monty Rakusen Cultura/Newscom; p.17 top: Monty Rakusen Cultura/Newscom; p.17 bottom left: Kurhan/Shutterstock; p.17 bottom right: Eduard Stelmakh/Shutterstock; p.18 Vasily Smirnov/Shutterstock; p.19 top: Richard Welter/Shutterstock; p.19 middle: Vereshchagin Dmitry/Shutterstock; p.19 bottom: Huntstock/Getty Images; p.20 background: Laitr Keiows/Shutterstock; p.20 Prodakszyn/Shutterstock; p.21 top: S.Borisov/Shutterstock; p.21 bottom: Monkey Business Images/Shutterstock; p.22 Nigel King/iStockphoto; p.23 top to bottom: Sony Ho/Shutterstock, rodho/Shutterstock, iStockphoto, Bedryk/Shutterstock, Monkey Business Images/Shutterstock; p.24 top to bottom, right to left: Monty Rakusen/Newscom, 3DDock/Shutterstock, Dmitry Kalinovsky/Shutterstock, Laitr Keiows/Shutterstock

Based on writing from *TIME For Kids*.

TIME For Kids and the *TIME For Kids* logo are registered trademarks of TIME Inc.
Used under license.

Teacher Created Materials

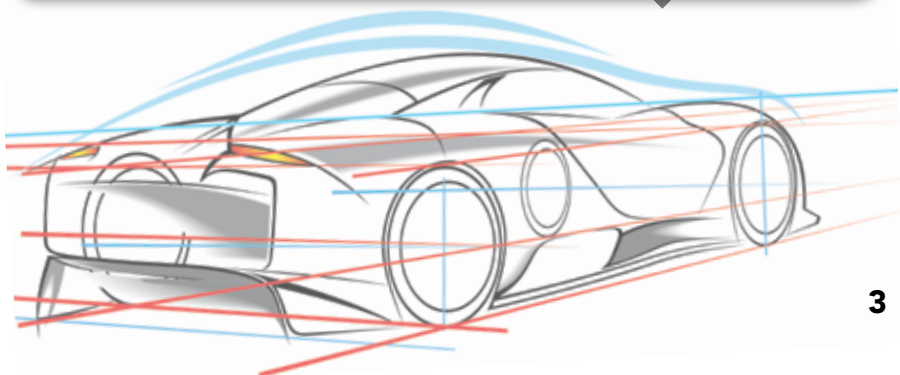
5301 Oceanus Drive
Huntington Beach, CA 92649-1030
<http://www.tcmpub.com>

ISBN 978-1-4333-3607-2

© 2012 by Teacher Created Materials, Inc.

Table of Contents


Going to the Factory.....	4
Engineers.....	8
Getting the Parts	12
Assembly.....	16
Ready for Sale.....	20
How a Car Is Made.....	23
Glossary	24



Going to the Factory



One morning my dad came to wake me up early.



“Surprise!” he said. “You get to come to work with me.”



Automobile is
another word
for *car*.

My dad has the best job
ever. He works in an
automobile factory. They
make cars there.



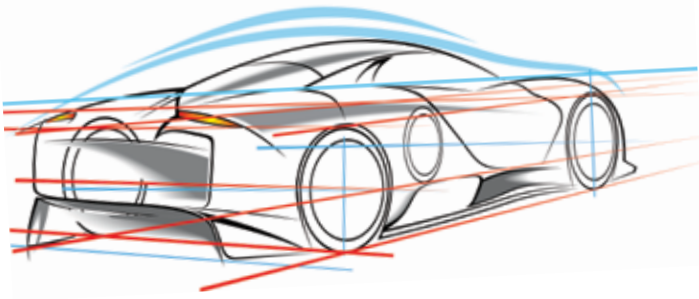
Engineers




My dad is an **engineer**.
That means he helps plan
how a car will look and work.

Dad works with other
engineers. They work
together so the car will be
safe and run great.






Dad and his team draw their **plans**. They look like this.

An illustration of a child's drawing of a car. The car is drawn with blue crayon, with a red section in the middle. It has two wheels with spokes. There are red and yellow lines at the back, possibly representing exhaust or motion. A large, dark blue, ink-blot-like shape is positioned above the car, containing a white speech bubble with text. The background has faint, grey, wavy lines.

Plans can be drawn
using a pen or pencil.
Some engineers use
a computer to draw
their plans.

I want to be an engineer,
too. So, I draw my own plans.

Getting the Parts



When the plans are ready, the car can be built. But first, factory workers must make or buy all the parts for the car.





There are hundreds of
parts!



A car needs springs,
brakes, and a steering wheel.
It needs pistons, valves, and
more.



It is not easy to build a car!

Assembly



Once they have the parts, workers can put the car together. This is called **assembly**.

They work in teams. Each team builds a different part of



the car. One team builds the engine. Another builds the body. Another is in charge of the wheels and tires.



There are many teams with many different jobs. All of them are important.

Each team checks its work carefully. They want the



people who drive the car to be safe.

Engineers check the work, too.

Ready for Sale

When the cars are ready, they go to a **shipping yard**. The shipping yard sends them to **dealers**. Sometimes the cars go by boat. Sometimes they go by truck. Then people buy the cars from the dealers.





When I see cars on the road, I feel proud of my dad. He makes good cars for people to enjoy.

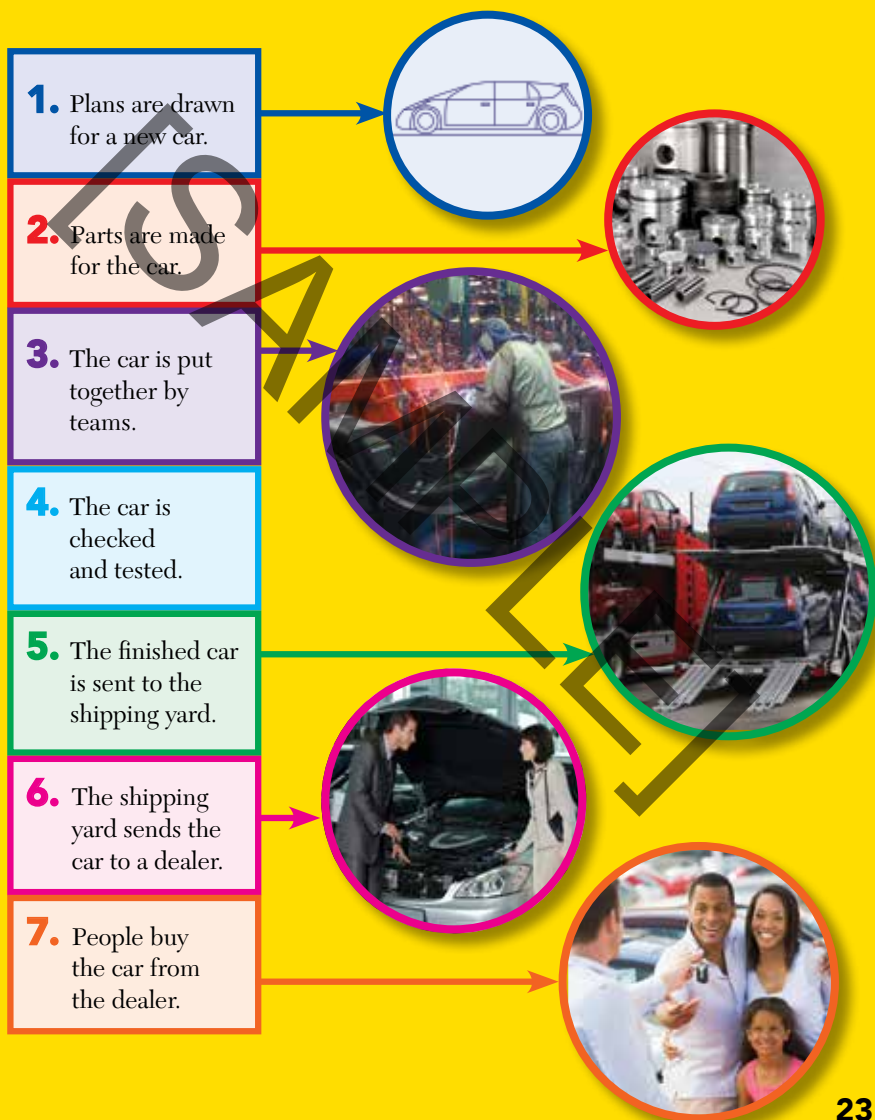


When I grow up, I'm going
to work at the car factory, too!

How a Car Is Made

Do you know how a car is made?

This chart will show you.



Glossary



assembly



dealer



engineer



plans



shipping yard

Thank you for purchasing this eBook.

This eBook is copyrighted. If you accessed this eBook without making payment, you should be aware that neither the author nor the publisher has received any compensation, and you may be in violation of state, federal, and/or international law.

For further information about our products and services, please e-mail us at:
customerservice@tcmpub.com.

**Thank you for helping us
create a world in which
children love to learn!**