

Unit Tests (Show What You Know Gr 3-9)




Learn how to quickly locate and download the PDF or Word version of a Unit test.

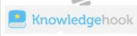
1 Scroll to a last lesson in a unit




Geometry: Grids and Transformations (Mar)	0/5
Algebra: Coding (Mar)	0/5
Number: Operations with Fractions and Decimals (Apr)	0/6
Number: Financial Literacy (Apr)	0/6
Data: Probability (May)	0/6
Number: Multiplying and Dividing Larger Numbers (May)	0/7
Review and Revisit (May/June)	
Extra Folder	

 **Navigate Mathology** ⁰



algorithms for addition and subtraction.
TAGS: [Grade 4](#) [Activity](#) [Number-9](#)

  **Fluency with Addition and Subtraction: Using Mental Math to Add and Subtract**  FAVOURITE
In groups of 4, students play a dominoes-style game, with cards that have 2-digit addition and subtraction expressions. Students use mental math to determine the sum or difference, to decide whether they can place the card in the game. To consolidate,...

 Knowledgehook
TAGS: [Grade 4](#) [Activity](#) [Number-10](#)

  **Fluency with Addition and Subtraction: Creating and Solving Problems**  FAVOURITE
In pairs, students first solve given addition and subtraction problems involving 3- and 4-digit numbers, then create and solve addition and subtraction story problems, using given 3- and 4-digit numbers.


TAGS: [Grade 4](#) [Activity](#) [Number-11](#)

 **Fluency with Addition and Subtraction: Consolidation**  FAVOURITE
In pairs, students play a board game that requires them to solve addition and subtraction problems on "obstacle" cards. To consolidate, students share any cards that they found challenging and discuss what made them challenging.

TAGS: [Grade 4](#) [Consolidation](#) [Number-12](#)

2 Click the lesson


Algebra: Counting (Mar)	0/5
Number: Operations with Fractions and Decimals (Apr)	0/6
Number: Financial Literacy (Apr)	0/6
Data: Probability (May)	0/6
Number: Multiplying and Dividing Larger Numbers (May)	0/7
Review and Revisit (May/June)	
Extra Folder	



Fluency with Addition and Subtraction: Using Mental Math to Add and Subtract

In groups of 4, students play a dominoes-style game, with cards that have 2-digit addition and subtraction expressions. Students use mental math to determine the sum or difference, to decide whether they can place the card in the game. To consolidate,...


TAGS: [Grade 4](#) [Activity](#) [Number-10](#)



Fluency with Addition and Subtraction: Creating and Solving Problems

In pairs, students first solve given addition and subtraction problems involving 3- and 4-digit numbers, then create and solve addition and subtraction story problems, using given 3- and 4-digit numbers.


TAGS: [Grade 4](#) [Activity](#) [Number-11](#)



Fluency with Addition and Subtraction: Consolidation

In pairs, students play a board game that requires them to solve addition and subtraction problems on "obstacle" cards. To consolidate, students share any cards that they found challenging and discuss what made them challenging.

TAGS: [Grade 4](#) [Consolidation](#) [Number-12](#)

 **Navigate Mathology** 0

Copyright © 2026 Pearson Canada Inc. All Rights Reserved.

[Terms of Use](#) |
 [Privacy Policy](#) |
 [Cookie Policy](#) |
 [Accessibility](#) |
 [Pearson School](#) |
 [About Us](#) |
 [Support](#)

3 Click "Lesson" tab

mathology

Home
Favourites
Plan
Analytics
Matific Dashboard
Help
on@mathology.ca on@mathology.ca

Fluency with Addition and Subtraction Consolidation

ABOUT
LESSON
ASSESSMENT
DIFFERENTIATED SUPP...

About this lesson

In pairs, students play a board game that requires them to solve addition and subtraction problems on "obstacle" cards.

ACTIVITY TIME	45-50 min
GROUP SIZE	Pairs

To consolidate, students share any cards that they found challenging and discuss what made them challenging.

TAGS: [Grade 4](#) [Consolidation](#) [Number-12](#)

Content Background ▼

Focus

Lesson Focus: Consolidating fluency with addition and subtraction

ON **Curriculum**

Professional Learning

4 Click Show What you Know PDF or Word

The screenshot shows the Mathology website interface. At the top, there is a navigation bar with a search bar and links for Home, Favourites, Plan, Analytics, Matific Dashboard, and Help. The user is logged in as on@mathology.ca. The main content area is titled 'Fluency with Addition and Subtraction Consolidation' and has tabs for ABOUT, LESSON, ASSESSMENT, and DIFFERENTIATED SUPP... The LESSON tab is active. Below the tabs, there is a 'Number' section with a 'Materials' list. The 'Show What You Know (PDF) (WORD)' link is circled in orange. Below the materials list, there are sections for 'INSTRUCTIONS' and 'CONSOLIDATION'. The 'INSTRUCTIONS' section includes a 'Place-Value Blocks' icon and two time-based instructions: 'Before (5-10 min)' and 'Working On It (15-20 min)'. The 'CONSOLIDATION' section contains two paragraphs of text.

5 Save to your computer or print

The screenshot shows a PDF viewer displaying a worksheet titled 'Show What You Know' for Unit 2 Lesson 12. The worksheet has a header with 'Name _____ Date _____'. Below the header, there is a section titled 'Number Unit 2 Lesson 12 Show What You Know'. The first section is '1. Estimate each sum or difference. (Knowledge and Understanding)'. It contains four problems: a) $780 + 312$, b) $1256 + 3119$, c) $687 - 213$, and d) $4392 - 2987$. The second section is '2. Add or subtract. (Knowledge and Understanding)'. It contains four problems: a) $2234 + 5615$, b) $637 + 285$, c) 5221 , and d) $839 - 514$. The PDF viewer interface includes a sidebar with thumbnails of the document pages and a top toolbar with navigation and zoom controls.