





Name _____ Date _____

Number
Unit 2 Line Master 1a

Number Lines 1



Name _____ Date _____

Number
Unit 2 Line Master 1b

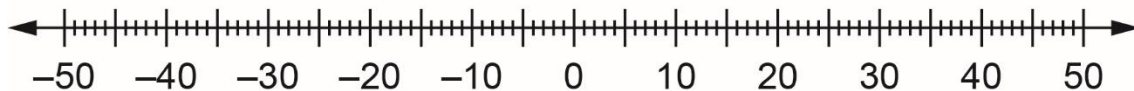
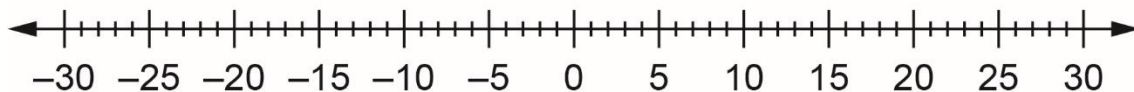
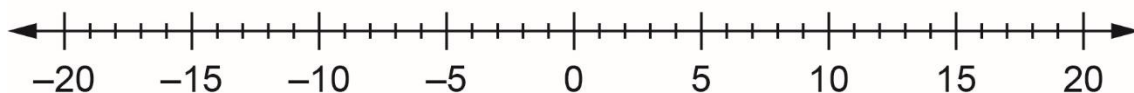
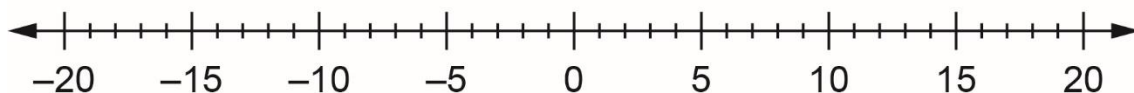
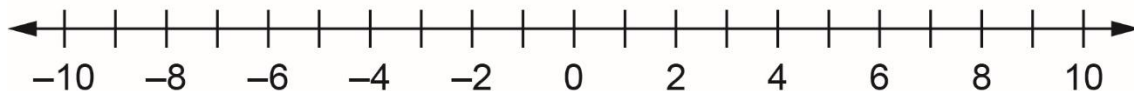
Number Lines 2

The image shows four vertical number lines, each with arrows at both the top and bottom. Each line is marked with 21 horizontal tick marks, creating 20 equal intervals. These lines are intended for students to draw and label integers.

Name _____ Date _____

**Number
Unit 2 Line Master 1c**

Number Lines 3



Name _____ Date _____

**Number
Unit 2 Line Master 1d**

Number Lines 4

