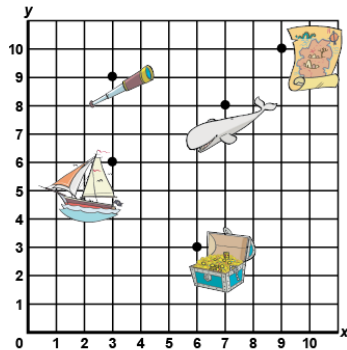


Lesson 7 Assessment

Plotting and Reading Coordinates

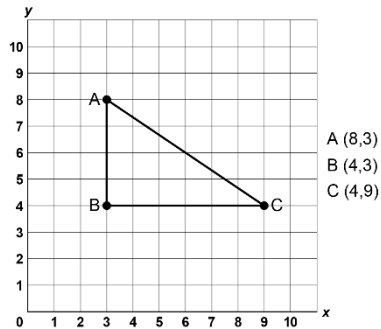
Plotting and Reading Coordinates

Describes the location of 2-D shape/objects on the grid.



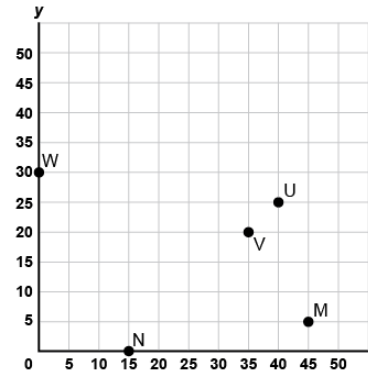
"The treasure chest is located at (6,3)."

Plots given points on a grid using a scale of one.



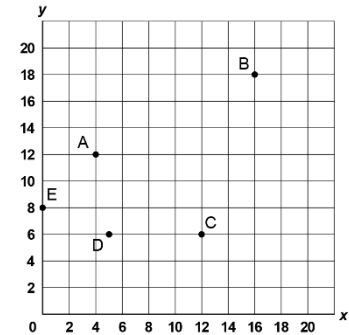
"I plotted the points, then joined them to form Triangle ABC."

Plots and locates points on a grid using various scales and labels the coordinates.



"To plot each point, I counted by 5s along each axis and labelled the coordinates: W(0,30), N(15,0), V(35,20), U(40,25), M(45,5)."

Plots and locates points that lie between grid lines.



"The x-coordinate of D is halfway between 4 and 6, which is 5. So, D has coordinates (5, 6)."

Observations/Documentation