

Activity 2 Assessment
Comparing Linear Patterns

Comparing Linear Patterns

Represents linear patterns in different forms



"I can represent this linear pattern with a table of values, graph, or pattern rule. The pattern rule for this pattern is Start at 1 and add 2 each time."

Uses an expression that represents a linear pattern to complete a table of values

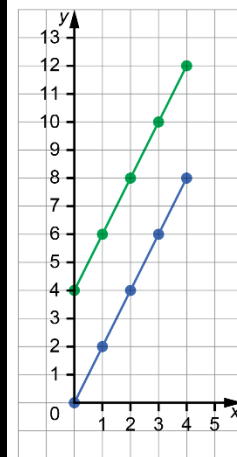
Pattern B: $2x + 2$

x	$2x + 2$
0	2
1	4
2	6
3	8

"I substituted each value of x into the expression to get the value of the expression, or the y -value."

Uses constant rate and initial value to match graphs and pattern rules

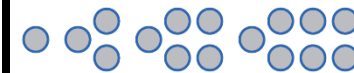
Which graph represents $2x$ and which represents $2x + 4$?



"I know the graph of $2x$ will begin at $(0, 0)$ and the graph of $2x + 4$ will begin at $(0, 4)$. For both, every time you move right 1 you move up 2. The blue line represents $2x$ and the green line represents $2x + 4$."

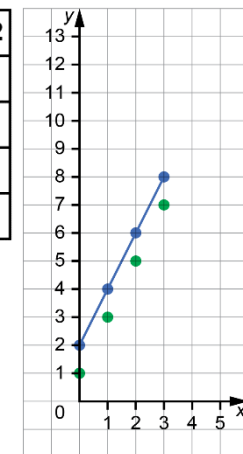
Compares linear patterns by graphing them

Pattern A



Pattern B: $2x + 2$

x	$2x + 2$
0	2
1	4
2	6
3	8



"I graphed both patterns. They have different initial values but the same constant rate, 2. Pattern A is a series of points, the points in Pattern B can be joined with a line."

Observations/Documentation

--	--	--	--